

LEVELMASTER 200FP

Fibre Reinforced, Flexible, Self-Levelling Compound

Technical Data Sheet



LEVELMASTER RANGE

CLASS
CT-C25-F7

Description:

A one part, polymer modified, cementitious, chloride/protein-free, levelling compound. With added fibres to improve flexibility and strengthen. When mixed with water it provides a smooth, level base for most common internal floor types such as concrete and sand/cement screed. Conforms to EN 13813:2002, Class CT-C25-F7.

Features & Benefits:

- ◆ **Fibre reinforced.**
- ◆ **Self-smoothing.**
- ◆ **Accepts foot traffic after 3-4 hours depending on temperature and humidity.**
- ◆ **Preblended, requiring only the addition of water.**
- ◆ **Single pack and easy to use.**
- ◆ **Can be applied up to 6mm thickness in a single layer, or up to 20mm with added chippings.**
- ◆ **Suitable for hygiene and food preparation areas.**
- ◆ **Added polymer for flexibility.**
- ◆ **Suitable for use with underfloor heating.**
- ◆ **Chloride and protein-free.**
- ◆ **Internal use.**

Uses

LevelMaster 200FP is an ideal underlay for levelling most common internal sub-floors prior to the installation of final wearing surfaces such as ceramic floor tiles, carpet, vinyl, and wood flooring (minimum levelling thickness 3mm). Suitable for use over cement and sand screeds with existing underfloor heating. It also contains powdered latex eliminating the need for separate expensive latex liquids.

Substrates

May be used over:

- Concrete and cement based substrates.
- Calcium sulphate (gypsum) screeds (sanded and vacuumed).
- Properly prepared old ceramic tiles, natural stone, terrazzo.
- Properly prepared old water-resistant adhesive residues.
- New mastic asphalt screeds (sanded), flooring grade (IC10, IC15) with layer thickness 3-5mm.

Preparation

Sub-floors should be clean, dry, structurally sound and free from grease, oil, paint, polish or other contaminants that may hinder adhesion. Vacuum clean the surface before application of primers or compound. Turn off underfloor heating 48 hours prior to commencing work and switch back on 48 hours after

completion, raising the temperature +5°C per day.

- **All sub-floors** on or below ground level should have an effective damp proof membrane and for subsequent laying of flexible floorcoverings or timber should have a moisture content of 75% RH or below. For moisture levels above 75% RH, a surface damp proof membrane should be applied.
- **Porous surfaces** should be dampened down (without pooling or standing water).
- **Absorbent surfaces** should be primed with a waterproof primer such as Bond It PRIMER & FLEXIBLE ADMIXTURE or SBR.
- **Wooden floors** should be overboarded with 15mm exterior grade plywood rigidly fixed with screws at 300mm centres. The plywood should be primed as for absorbant surfaces.
- **Gypsum and Anhydrite/calcium sulphate** screeds should be sanded and vacuumed before priming with 2 coats of Bond It PRIMER AND FLEXIBLE ADMIXTURE and left to dry for 24 hours prior to application. Note: PVA is not suitable for priming surfaces prior to application of LevelMaster 200FP.
- **Existing tiles** should be firmly bonded, and any hollow or defective tiles must be cut out and the area made good.
- **Asphalt** must be of a flooring grade, degreased and free from any barriers to adhesion.



Mixing

Use 3.6L of clean water for every 20Kg bag of LevelMaster 200FP. Slowly add the powder to the water whilst stirring with a suitable heavy duty slow speed drill or paddle. Stir for approximately 3 minutes until a homogeneous lump free mix is formed. Do not overwater! Foam while mixing, or settling of the sand aggregate while placing, indicates over-watering. When using LATEX LIQUID refer to dosage on bottle.

Do not mix more than can be laid in 10 minutes. Never add extra water to this product once it has started to set.

LevelMaster 200FP can be bulked with an equal volume of clean 3mm granite chippings (aggregate is added last) for layer thicknesses of 5-20mm.

Application

The temperature of the floor must be >+5°C. Pour the LevelMaster 200FP onto the prepared surface, within 10 minutes of mixing to a maximum thickness of 6mm. Use a flooring trowel or float to promote a smooth surface and smooth out any flow lines. Even surfaces can be obtained using a pin leveller to eliminate entrapped air and smooth out any flow lines. This product can be built up to 10 - 12mm in thin layers, ensuring that the previous layer has fully hardened / cured. Thicker layer thicknesses can be achieved by adding 3mm granite chippings. Allow adequate ventilation during curing.

When layer thicknesses is above 3mm, contact with vertical surfaces should be avoided by using edging strip. Edge, interior and movement joints in the floor should not be covered with LevelMaster 200FP and should be closed with suitable measures. Do not use at temperatures below +5°C. LevelMaster 200FP will accept light foot traffic after approx. 3 hours however, soft floor coverings should not be laid for 24 hours (longer when used in conjunction with LATEX LIQUID).

Ready For Covering

- 5 to 20mm thickness of LevelMaster 200FP can be covered with FLEXIBLE floor coverings after approx. 24 hours.
- Up to 20mm thickness over internal concrete and be covered with CERAMIC TILES after approx. 4 hours.
- For non-porous surfaces the following drying times are recommended before application of CERAMIC TILES:
 - Up to 10mm – 1 day,
 - 10-20mm approx. 3 days,
 - 20-30mm approx. 7 days,
 - 30-40mm approx. 10 days,
 - 40-50mm approx. 14 days.

Limitations

Do not use at temperatures below +5°C or above +30°C. High temperatures will reduce the open time. Cold or humid conditions will slow the drying times. It is essential that ambient conditions do not exceed 55% RH for at least 28 days after application. Increased levels of humidity can lead to product failure. Do not use externally. LevelMaster 200FP does not provide a final wearing surface and must be covered with a floorcovering (ceramic tiles, wood flooring or carpet). PVA is not suitable for use as a primer prior to application of smoothing compound. Note: Not suitable for use directly over under floor heating installations UNLESS the existing underfloor heating is encapsulated with an appropriate screed. Not recommended for areas subject to

limited movement / vibration, unless used in conjunction with LevelMaster LATEX LIQUID; alternatively, LevelMaster AD-FLOOR, LevelMaster AD-FLOOR PLUS or LevelMaster FIBRE PLUS should be used.

Cleaning

All tools and equipment should be cleaned in water. Cured material can only be removed by mechanical means.

Size

20kg paper sack.

Coverage

One 20Kg bag is sufficient to cover approximately 3.6m² at a thickness of 3mm.

Colour

Grey powder.

Shelf Life

12 months from date of manufacture, before the date shown on the bag when stored in unopened sacks.

Storage Conditions

Keep in unopened, original bags away from extremes of temperature, draughts and in dry conditions. Store clear of the ground at temperatures between +5°C and +30°C. Ensure part-used bags are resealed.



Disposal Of Containers

Do not leave empty containers where residue could be harmful to children, animals or the environment. Remove any bags or used material to a central disposal point in accordance with local regulations.

Health & Safety


Please refer to separate safety data sheet (SDS) for full handling, use and storage instructions. Keep out of reach of children. It is the user's responsibility to determine suitability for use. If in doubt, contact our Technical Department for advice.

Note: this information is for general guidance only, since site conditions and labour are beyond our control.

 24	 24
BOND IT H4 Premier Way, Elland. HX5 9HF. UK	
EN13813:2002 CT-C25-F7 Cementitious screed material for use internally in buildings. DoP: BDLM200FP	
Reaction to Fire	Class F
Release of Corrosive Substances	CT
Compressive Strength	C25
Flexural Strength	F7

Specification Summary

Appearance	Grey granular powder
Flammability	Non-flammable
Compressive Strength	>25N/mm ²
Flexural Strength	>7N/mm ²
Bed Thickness	0-12mm with multiple coats; Up to 200mm with granite chips
Application Temperature	+5°C to +30°C
Light Foot Traffic	3 hours; Lay coverings after 24 hours
Commodity Code	3824400000



Product / Order Details

Code	Colour	Size	Barcode	UFI
BDLM200FP	Grey	20Kg	5056437402301	KMU0-S0NN-S003-F10C



Part of the Bond It LevelMaster Range

Head Office: Unit H4, Premier Way, Lowfields Business Park, Elland, West Yorkshire. HX5 9HF.
Telephone: +44 (0)1422 315300 **Email:** salesuk@bonditgroup.com
EU Office: SISL (Bond It) Ireland Limited, 70 Sir John Rogerson's Quay, Dublin 2. **Tel:** +353 1 960 9411
Website: www.bonditgroup.com

Note: The data presented in this leaflet is in accordance with the present state of our knowledge, but does not absolve the user from carefully checking all supplies immediately on receipt. We reserve the right to alter product constants within the scope of technical progress or new developments. The recommendations made in this leaflet should be checked by preliminary trials because of conditions during processing over which we have no control, especially where other companies raw materials are also being used. The recommendations do not absolve the user from the obligation of investigating the possibility of infringement of third parties rights and, if necessary clarifying the position. Recommendations for use do not constitute a warranty, either expressed or implied, of the fitness or suitability of the products for a particular purpose.



Version 1: 07/09/24
 Supercedes:

bond it

An **ASTRAL** Limited Company